

ARTICULATING BOOM LIFT

SPA20AC

Compliant with CE standards



Safe



Efficient



Intelligent



- Intelligent digital equipment management system and visual human-machine interaction system for improved efficiency and intelligence
- Industry-leading fast charging technology for quickly recharging
- Stable sunken layout for smoother operations
- Fully proportional valve group and controls for more precise movements
- Efficient poprietary boom descent technology with zero energy consumption
- IP67 rated electrical parts, for exceptional durability
- 90+% common parts with the Sany boom product family, for easier maintenance and parts availability
- 360° continuous rotation for ease of operation



Elevates in tight spaces



Tight turning radius



High stability coefficient



360° continuous rotation



Large battery capacity



Low TCO



Large capacity



Small tail swing



Powerful

◆ All products of the Sany aerial work platform series comply with CE standards

This printed matter is not part of the contract and does not constitute a component of the vehicle purchase contract. Due to continuous product improvement, we reserve the right to change product models, specifications, and configurations without prior notice. The pictures are for reference only, and the actual product shall prevail. The products in the pictures may have non-standard configurations, and some components may need to be purchased separately. (Within the scopes permitted by law, Sany has the final interpretation right)
Copyright version on 2024 January

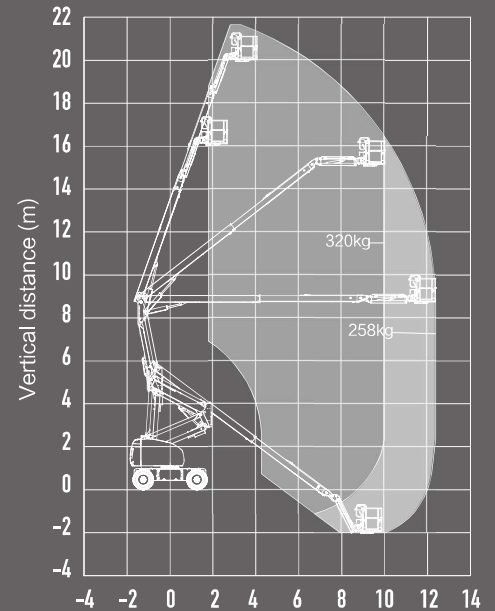
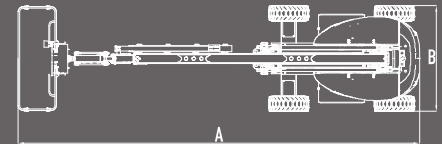
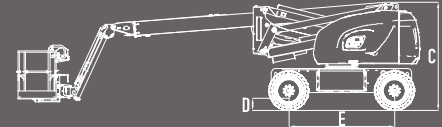
ARTICULATING BOOM LIFT

SPA20AC

Compliant with CE standards



Model	SPA20AC(SPA66AC)	
	Metric	Imperial
Dimensions		
Platform height max.	20.0m	65ft7in
Working height max.	22.0m	72ft2in
Horizontal outreach max.	12.4m	40ft8in
A-Length (stowed)	9.47m	31ft1in
B-Width (stowed)	2.49m	8ft2in
C-Height (stowed)	2.55m	8ft4in
Platform dimension(L × W)	2.44m × 0.91m	8ft × 3ft
D-Ground clearance	0.28m	11in
E-Wheelbase	2.50m	8ft2in
Lift capacity (Unrestricted/Restricted/Restricted)	258kg/320kg	569lb/706lb
Turntable tail swing	0.60m	2ft
Jib rotation	+70° /-65°	
Turntable rotation	360° Continuous	
Platform rotation	180°	
Performance		
Platform occupancy max. (Unrestricted/Restricted)	2 Persons and tools/2 Persons and tools	
Tilt sensor activation	X-5° /Y-5°	
Turning radius max.(inside/outside)	4.6m/7.5m	15ft1in/24ft7in
Gradeability	45%	
Drive speed-stowed	0-5.7km/h	0-3.5mph
Drive speed-raised	0-0.8km/h	0-0.5mph
Power		
Drive × Steer	4WD × 2WS	
Battery	48V/400Ah (Lead acid battery)	
Charger (input)	100-240V AC	
Others		
Weight	10100kg	22266lb



SPA20AC Work Envelope

SANY AERIAL WORK EQUIPMENT Co., Ltd

Address: No. 18-688, Industrial Road, Gaoxin District, Wuxing District, Huzhou, Zhejiang Province

Postal code: 313002

Hotline: 400-8878-318

Website: www.sanyglobal.com

Copyright version on 2024 January