

# SCISSOR LIFT DC SERIES

## SPS0407DC/SPS0608DC

Compliant with CE standards



Safe



Efficient



Intelligent

### Standard Configuration

- GPS
- Proportional controls
- Multi-purpose alarm
- Flashing amber beacon
- Self-closing swing gate
- Automatic pothole protection
- Emergency descent system
- Emergency stop button
- Fault diagnosis system
- Tilt protection system
- Fully mobile
- Platform extension
- Charging protection system
- Safety prop
- Standard fork pocket



### Intelligent

- Industry leading intelligent load system
- Interactive display for real-time monitoring and work status
- Automatically displays fault codes for fast, convenient equipment management



### Modular Design

- Modular design adopted for the entire product line
- Part commonality exceeds 90%



### Refined

- State of the art manufacturing process with exceptional quality control
- Optimized hose and harness layout for convenient maintenance



### Reliable

- E-coat and powder coating provide a durable and rust-free finish.
- IP67 rated electrical components
- Wide scissor arm stack for increased operator comfort and confidence



### Efficient & Worry-free

- Optimized hydraulic system for reduced energy consumption
- Electric drive.
- Efficient, quiet, and environmentally friendly
- Proportional control of lift and descent functions for precise and flexible operation
- Lightweight and compact.
- Elevator friendly design can access narrow spaces with exceptional maneuverability



Telescopic work platform



Low tire wear



Long-life high-quality components



Swing out battery compartment



Refined layout



IP67 rated components

### ◆ All products of the Sany aerial work platform series comply with CE standards

This printed matter is not part of the contract and does not constitute a component of the vehicle purchase contract. Due to continuous product improvement, we reserve the right to change product models, specifications, and configurations without prior notice. The pictures are for reference only, and the actual product shall prevail. The products in the pictures may have non-standard configurations, and some components may need to be purchased separately. (Within the scopes permitted by law, Sany has the final interpretation right)  
Copyright version on 2024 January




# SCISSOR LIFT DC SERIES

## SPS0407DC/SPS0608DC

Compliant with CE standards



Model	SPS0407DC (SPS1530DC)		SPS0608DC (SPS1832DC)	
	Metric	Imperial	Metric	Imperial
<b>Dimensions</b>				
Working height max.	6.50m	21ft4in	7.60m	24ft 11in
A—Platform height max.	4.50m	14ft9in	5.60m	18ft5in
B/C—Length machine —with/without ladder	1.47m/1.32m	4ft10in/4ft4in	1.54m/1.39m	5ft/4ft7in
D—Width	0.76m	2ft6in	0.81m	2ft8in
E—Machine height	1.99m	6ft7in	2.12m	6ft 11in
Machine height – rails folded	1.68m	5ft6in	1.80m	5ft 11in
F—Platform length – outside	0.60m	1ft 11in	0.60m	1ft 11in
G—Wheelbase	1.06m	3ft6in	1.13m	3ft8in
H/I—Ground clearance — pothole guards retracted/deployed	60mm/18mm	2in/0.7in	60mm/18mm	2in/0.7in
Platform dimension (L × W × H)	1.3m × 0.72m × 1.21m	4ft3in × 2ft4in × 3ft 11in	1.3m × 0.72m × 1.21m	4ft3in × 2ft4in × 3ft 11in
<b>Performance</b>				
Max. platform occupancy (in/out)	2/0		2/0	
Lift capacity	240kg	529lb	230kg	507lb
Lift capacity – extension deck extended	120kg	265lb	113kg	249lb
Drive speed – stowed/raised	4/0.8(km/h)	2.5/0.5(mph)	4/0.8(km/h)	2.5/0.5(mph)
Turning radius – inside/outside	0.4m/1.6m	1ft4in/5ft3in	0.4m/1.7m	1ft4in/5ft7in
Lifting motor	1.3kW		2.2kW	
Gradeability – stowed	25%		25%	
Tilt sensor activation (side to side /front to back)	1.5° /3°		1.5° /3°	
Tires – solid non-marking	Ø250mm × 80mm	10in × 3.1in	Ø250mm × 80mm	10in × 3.1in
<b>Power</b>				
Battery	2 × 12V/115Ah		2 × 12V/115Ah	
Charger ( input )	AC100~240V		AC100~240V	
Drive motor	DC24V		DC24V	
<b>Others</b>				
Weight	945kg	2080lb	1250kg	2755lb
Forklift pocket	Backward forklift hole		Backward forklift hole	



## SANY AERIAL WORK EQUIPMENT Co., Ltd

Address: No. 18-688, Industrial Road, Gaoxin District, Wuxing District, Huzhou, Zhejiang Province

Postal code: 313002

Hotline: 400-8878-318

Website: www.sanyglobal.com

Copyright version on 2024 January