

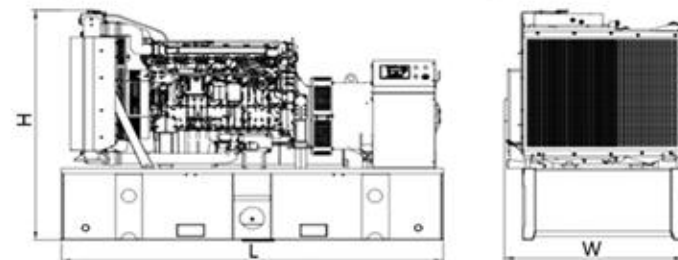
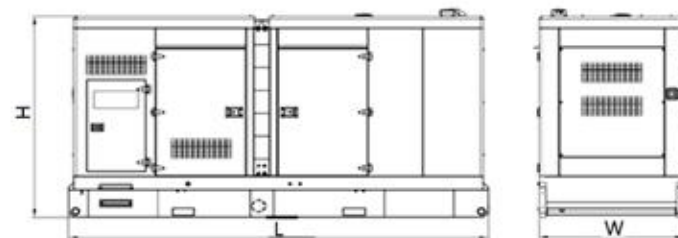
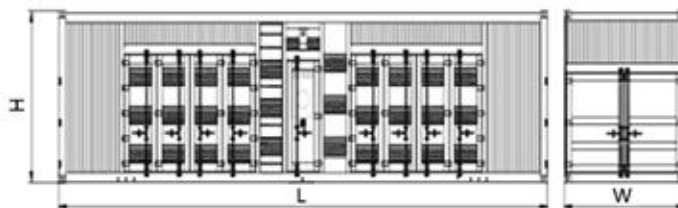
SYL0380DJ1

Unit Parameters

Model	SYL0380DJ1
Frequency (Hz)	50
ESP (kW/kVA)	420/525
Rated Power (kW/kVA)	380/475
Rated Voltage (V)	400
Phase	3
Speed Control Type	Electronic speed control

Unit Size and Weight

Length (mm)	4530
Width (mm)	1520
Height (mm)	2418
Net Weight (kg)	5150



* The above is for reference only, the actual size and weight are subject to the final design drawings.

SYLO380DJ1

Engine

Brand	HUNAN DEUTZ	
Model	D13S3-G2	
No. of Cylinders	6	
Displacement (L)	12.94	
Bore × Stroke (mm)	131×160	
Starter Voltage (V)	24	
Fuel Consumption (L/h)	100% load	92.6
	75% load	71.3
	50% load	49.2
	25% load	26.3

Alternator

Brand	SANY	
Model	SYG0400	
Mode of connection	Three phases and four lines	
Connection type	Y-shaped connection	
Exciter system	AVR	
Voltage regulator	AREP	
Bracket type	Single bearing	

Controller

Brand	DEIF	
Model	SGC420MKII	

Generator



SYLO380DJ1



Configurations

“” configuration items

“” No configuration items

Standard configuration	Optional configuration	
<input checked="" type="checkbox"/> Engine	<input checked="" type="checkbox"/> Fuel-water separator	<input type="checkbox"/> Pre-lubrication system
	<input type="checkbox"/> Water jacket heater	<input type="checkbox"/> Inlet air shutdown valve
	<input type="checkbox"/> Engine oil heater	<input type="checkbox"/> Gas start system
	<input type="checkbox"/> Heavy-duty air cleaner	
<input checked="" type="checkbox"/> Alternator	<input type="checkbox"/> Permanent magnet generator	<input type="checkbox"/> Stator temperature sensor
	<input type="checkbox"/> Digital voltage regulator	<input type="checkbox"/> Bearing temperature sensor
	<input type="checkbox"/> Anti-condensation heater	<input type="checkbox"/> Differential protection
<input checked="" type="checkbox"/> Single-machine control	<input type="checkbox"/> Parallel control	<input type="checkbox"/> Redundancy control
	<input type="checkbox"/> Grid-connected control	<input type="checkbox"/> Remote monitoring system
<input type="checkbox"/> 40°C Radiator	<input checked="" type="checkbox"/> 50°C Radiator	<input type="checkbox"/> Customized radiator
<input checked="" type="checkbox"/> Unit integrated output	<input type="checkbox"/> Individual output cabinet	
<input checked="" type="checkbox"/> Battery negative switch	<input type="checkbox"/> Battery charger	
<input checked="" type="checkbox"/> Maintenance-free lead-acid battery and cable		
<input checked="" type="checkbox"/> Industrial muffler	<input type="checkbox"/> Residential muffler	<input type="checkbox"/> Fire extinguishing muffler
<input type="checkbox"/> No fuel tank	<input checked="" type="checkbox"/> Chassis tank	<input type="checkbox"/> Daily-use fuel tank
<input checked="" type="checkbox"/> Rubber damper	<input type="checkbox"/> Spring bumper	
<input checked="" type="checkbox"/> Steel chassis	<input checked="" type="checkbox"/> Silent box type noise reduction box	<input type="checkbox"/> Container type noise reduction box
	<input type="checkbox"/> Tool kit	

*Special instructions:

The Rated power is the maximum power that a unit can operate continuously with variable load under standard environmental conditions, and is allowed to operate at an overload of 10% for 1 hour every 12 hours.

ESP refers to the maximum power that a generator set can operate continuously at variable loads under standard working conditions. The power of the generator set has been adjusted to its maximum, therefore overloading operation is not allowed.

*Operating conditions and power correction:

Altitude: $\leq 1000\text{m}$ (power correction required when $>1000\text{m}$).

Environmental temperature: 40 °C (Rated power correction required when >40 °C, ESP power correction required when >25 °C).

Relative humidity: $\leq 60\%$.

Land use.

Fixed on the ground during power supply to prevent movement.

When the operating conditions of the generator set do not meet the above conditions, the generator set needs to meet user needs through optional configurations, and the rated power value of the generator set needs to be corrected under high altitude and high temperature conditions.